









LABORATORY CANNABINOID PROFILE CERTIFICATE OF ANALYSIS	Extraction Date:13-Feb-19 Analysis Date/Time:13-Feb-19, 16:23:09
---	---

CUSTOMER INFORMATION		SAMPLE DETAILS	
Company:	Nature's Botanicals	Sample Name	Franklin
Contact Person:	Cheri Andersen	Sample Number	1900702
Contact Email:		Sample Information	
Contact phone:			

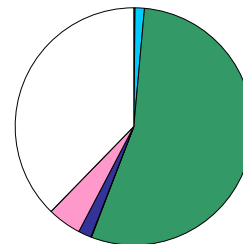
Substance Potency Analysis

CANNABINOID	Mg. PER GRAM	TOTAL Mg. IN A	<u>1</u>	GRAM PACKAGE (as reported by client)
CBD MAXIMUM *	545.26	545.26		
THC MAXIMUM *	17.75	17.75		
CBDA	1.63	1.63		
CBG	12.74	12.74		
CBD	543.84	543.84		
CBN	0.77	0.77		
THC	1.775	1.775		
CBC	46.21	46.21		
THCA	ND ¹	ND ¹		

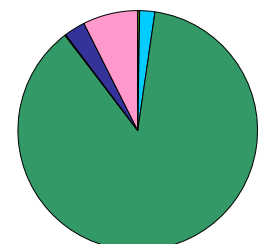
Substance Distribution Analysis

COLOR CODE	CANNABINOID	% BY WEIGHT	Distribution
	CBDA	0.16	0.26%
	CBG	1.27	2.05%
	CBD	54.38	87.30%
	CBN	0.08	0.12%
	THC	.178	.285%
	CBC	4.62	7.42%
	THCA	ND ¹	ND ¹

% By Weight



Distribution



White in % by weight is inert material

* All cannabinoids in their acid forms (ending in "A") are convertible to their non-acid forms via a decarboxylation process (heating). The THC and CBD maximum values reported above are the maximum theoretical amounts of THC and CBD the tested product would have if it were fully decarboxylated.

Emily Boyd

Emily Boyd
Laboratory Director

Maximum % THC values exceeding three-tenths of one percent (0.3%) on a dry weight basis do not qualify as industrial hemp

Maximum % THC Value for this sample is: .178 %

¹ Cannabinoid not detected (ND).

² Cannabinoid detected below Limit of Quantitation (LOQ).

This test report may not be duplicated, except in full with permission from GGS laboratory. All testing reports represent a strict confidentiality agreement between GGS laboratory and the client listed on the report. No discussion of certificates of analysis will be permitted except with authorized parties of the client indicated on the certificate of analysis.